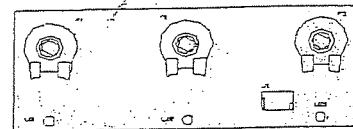
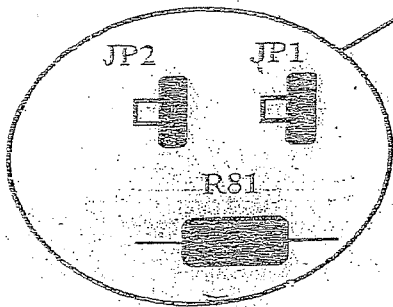
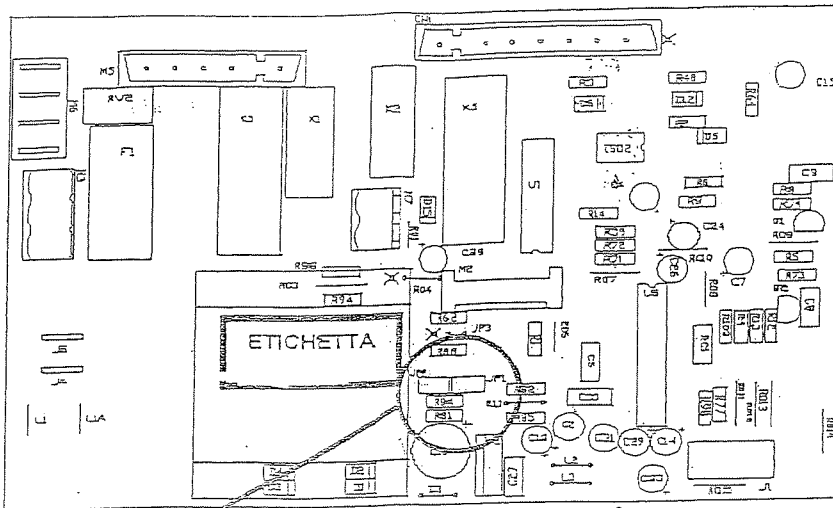


# SCHEDA F398D1000 "MLC14.03"



SCHEDA F398D0990 "CP11.01"  
PREVISTA PER TUTTE LE  
CALDAIE.

LA SCHEDA F36507661  
"MLC14.03" GESTISCE LE  
CALDAIE SETTANDO I JUMPER  
JP1-JP2 E LA RESISTENZA R81  
COME INDICATO IN TABELLA

POSIZIONE JUMPER



JP1	JP2	CALDAIA
OFF	OFF	ERA F 23 / 32 / 45 / 56 / 32 S / 32 PK / 32 S PK VIT 30 R / MINIA N 31 R
ON	OFF	ERA F B 90 / BS 90 / BIA F 30-90 / F 40-120 / MINIA N 31 CBX
ON	ON	ERA F 32 B60 / BS 60
OFF	ON	VIT 30 CI
OFF	ON	MINIA N 31 CI - RESISTENZA R81 TAGLIATA-