

# 压缩机特性规格书

## PERFORMANCE FOR COMPRESSOR

机型 (MODEL): QDZH30G

12/24V (DC)

### 1、适用范围 (APPLICATION)

蒸发温度范围 (EVAPORATING TEMP RANGE)	-35~-15℃
冷却方式 (COOLING TYPE)	风冷 (F)
制冷控制 (REFRIGERATION CONTROL)	毛细管 (CAPILLARY)
认证种类 (APPROVAL)	CE
电压范围 (VOLTAGE RANGE)	12/24 (DC)
冷媒 (REFRIGERANT)	R134a

### 2、额定性能及测试条件 (RATED PERFORMANCE AND TEST CONDITIONS)

转速 ROTATE SPEED	制冷量 COOLING CAPACITY	能效比 EFFICIENCY: COP
2000 (rpm)	52 (W)	1.05 (W/W)
2500 (rpm)	64 (W)	1.05 (W/W)
3000 (rpm)	75 (W)	1.06 (W/W)
3500 (rpm)	87 (W)	1.04 (W/W)
测试工况 (ASHRAE TEST CONDITION)	低背压 (LBP)	
测试电源 (TEST POWER SOURCE)	12/24 (DC)	
蒸发温度 (EVAPORATING TEMP)	-23.3℃	
冷凝温度 (CONDENSING TEMP)	54.4℃	
吸气温度 (SUNCTION TEMP)	32.2℃	
过冷温度 (SUBCOOLING TEMP)	32.2℃	
环境温度 (AMBIENT TEMP)	32.2℃	

# 压缩机特性规格书

## PERFORMANCE FOR COMPRESSOR

机型 (MODEL): QDZH30G

12/24V (DC)

### 3、主要构造项目 (MAIN STRUCTURE)

压缩机类型 (COMPRESSOR TYPE)	全封闭型电动压缩机 (HERMTIC MOTOR-COMPRESSOR)
泵体类型 (PUMP TYPE)	往复式 (RECIPROCATING TYPE)
冷冻机油类型(OIL TYPE)	酯类油 RL22H
冷冻机油充注量(OIL CHARGE)	130ml
涂装(PAINTING)	黑色涂装, 烘烤干燥 (BLACK PAINT,BAKED)
净重(NET WEIGHT)	4.2Kg
吸气管内径(ID OF SUCTION TUBE)	Ø6.2±0.1
排气管内径(ID OF DISCHARGE TUBE)	Ø5.1±0.1
工艺管内径(ID OF PROCESS TUBE)	Ø6.2±0.1
残余杂质 (RESIDUAL IMPURITIES)	80mg MAX
残余水分 (RESIDUAL MOISTURE)	100mg MAX

### 4、电机 (MOTOR)

启动方式 (STARTING TYPE)	L-25/35-12/24
电压范围 (VOLTAGE RANGE)	12/24V-
绝缘等级 (INSULATION GRADE)	B GRADE

# 压缩机特性规格书

## PERFORMANCE FOR COMPRESSOR

机型 (MODEL): QDZH30G

12/24V (DC)

### 5、电器元件 (ELECTRICAL COMPONENTS)

压缩机转速 MOTOR SPEED	C/T(8)间电阻 RESISTANCE(8)	C/T(间)电流 C/T CURRENT
2000 (rpm)	0 ( $\Omega$ )	0.87~1.02 (mA)
2100 (rpm)	51 ( $\Omega$ )	1.02~1.17 (mA)
2200 (rpm)	100 ( $\Omega$ )	1.17~1.32 (mA)
2300 (rpm)	150 ( $\Omega$ )	1.32~1.48 (mA)
2400 (rpm)	200 ( $\Omega$ )	1.48~1.63 (mA)
2500 (rpm)	277 ( $\Omega$ )	1.63~1.78 (mA)
2600 (rpm)	330 ( $\Omega$ )	1.78~1.93 (mA)
2700 (rpm)	400 ( $\Omega$ )	1.93~2.08 (mA)
2800 (rpm)	490 ( $\Omega$ )	2.08~2.24 (mA)
2900 (rpm)	586 ( $\Omega$ )	2.24~2.39 (mA)
3000 (rpm)	692 ( $\Omega$ )	2.39~2.54 (mA)
3100 (rpm)	816 ( $\Omega$ )	2.54~2.69 (mA)
3200 (rpm)	963 ( $\Omega$ )	2.69~2.84 (mA)
3300 (rpm)	1137 ( $\Omega$ )	2.84~3.00 (mA)
3400 (rpm)	1331 ( $\Omega$ )	3.00~3.15 (mA)
3500 (rpm)	1523 ( $\Omega$ )	3.15~3.61 (mA)
STOP	>3000 ( $\Omega$ )	3.61~5.00 (mA)

# 压缩机规格书及附件清单

## LIST OF COMPRESSOR & ACCESSORIES

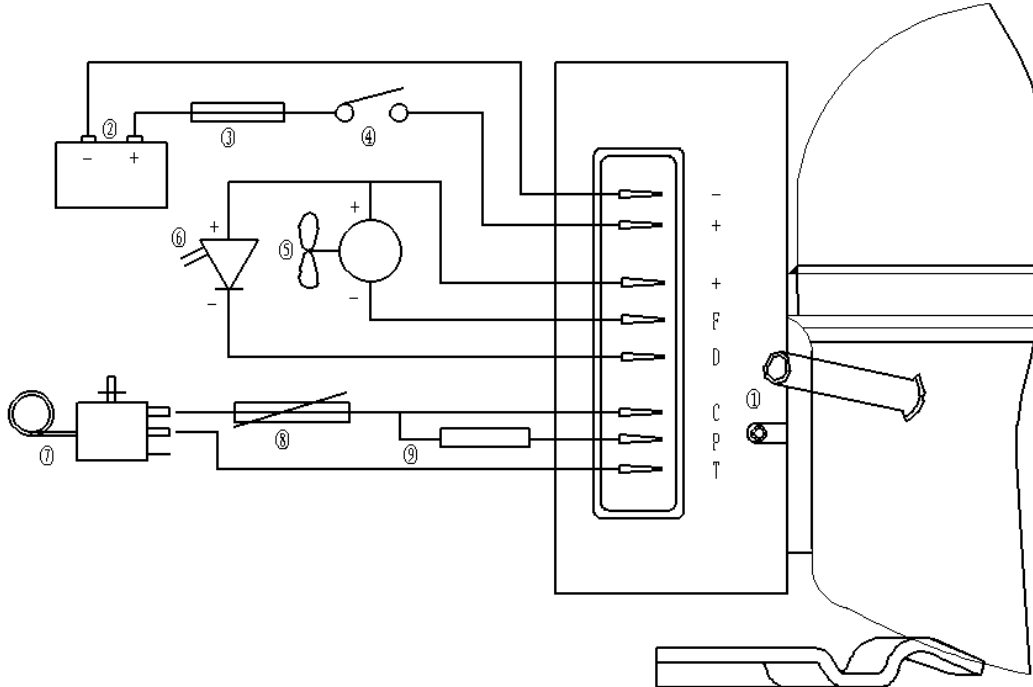
机型 (MODEL): QDZH30G

12/24V (DC)

### 6、附件清单 (ACCESSORIES LIST)

名称 (NAME)	规格 (DESCRIPTION)	数量 (QTY)
控制器 (CONTROLLER)	L-25/35-12/24 QDZH25G-L	1
减震胶座 (RUBBER GROMMET)		4
安装套管 (BUSHING)		4

### 7、接线方式 (ELECTRICAL WIRING DIAGRAM)



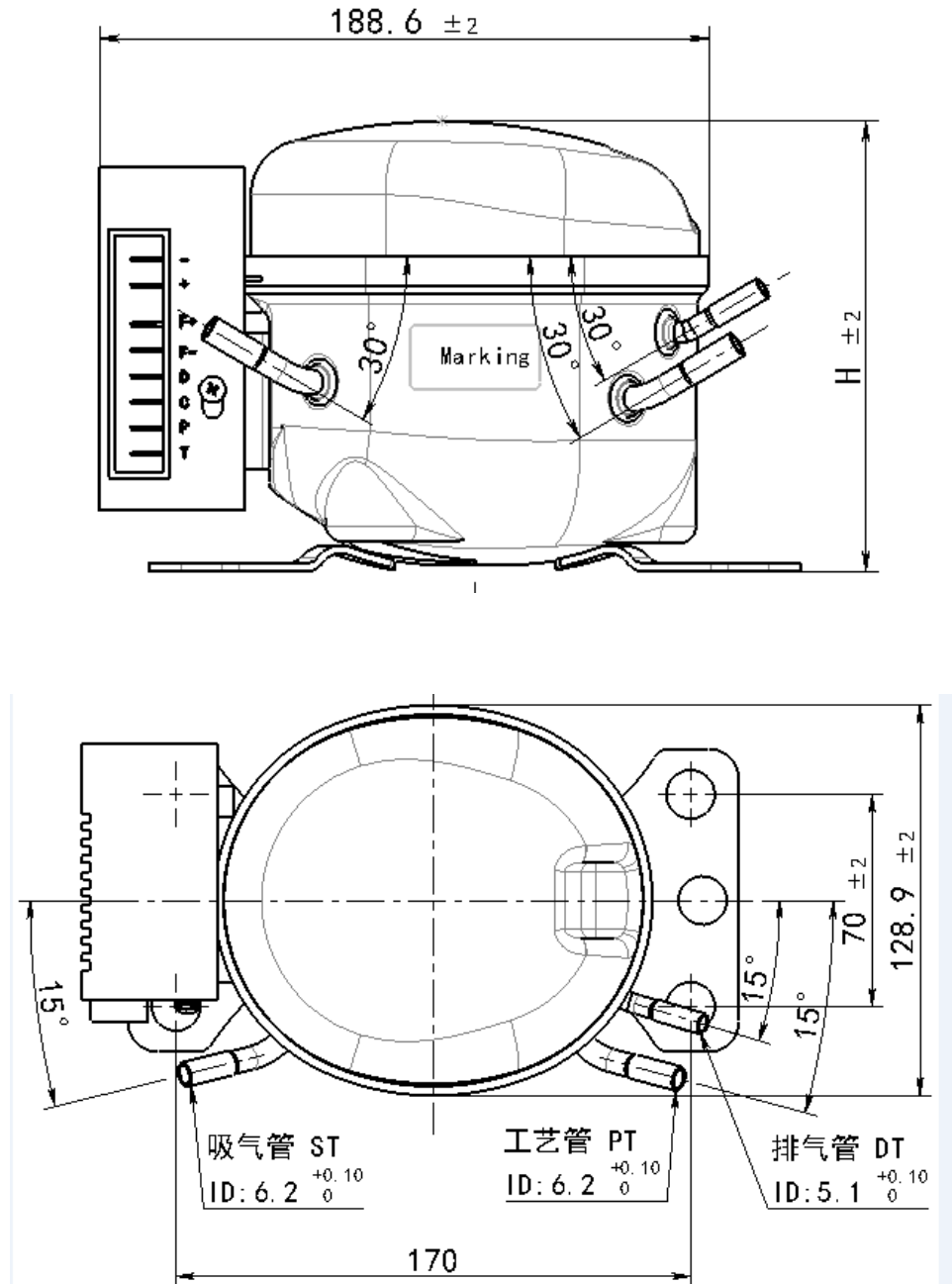
# 压缩机外形尺寸图

## DIMENSIONS FOR COMPRESSOR

机型 (MODEL): QDZH30G

12/24V (DC)

### 8、压缩机外形图 (DIMENSIONS FOR COMPRESSOR) :



压缩机高度 Height value of compressor:  $H=140 \pm 2$ mm.

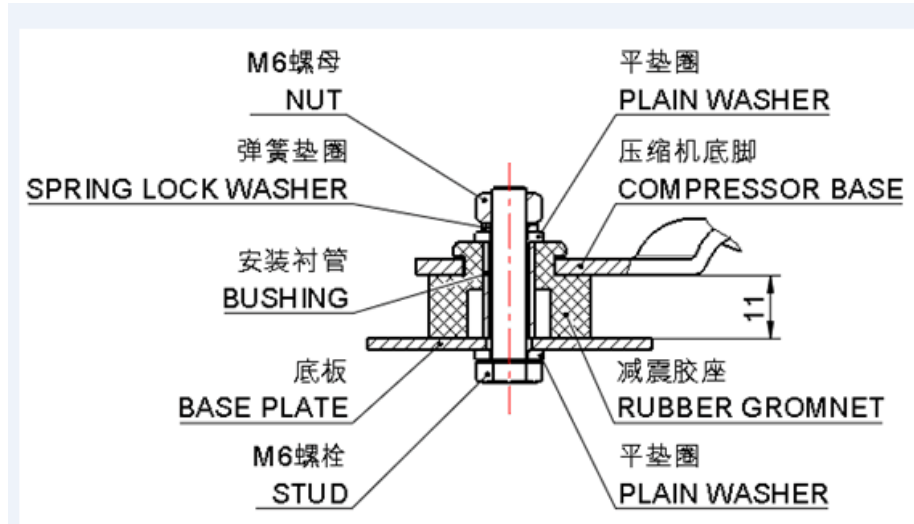
# 压缩机安装示意图

## MOUNTING DIAGRAM FOR COMPRESSOR

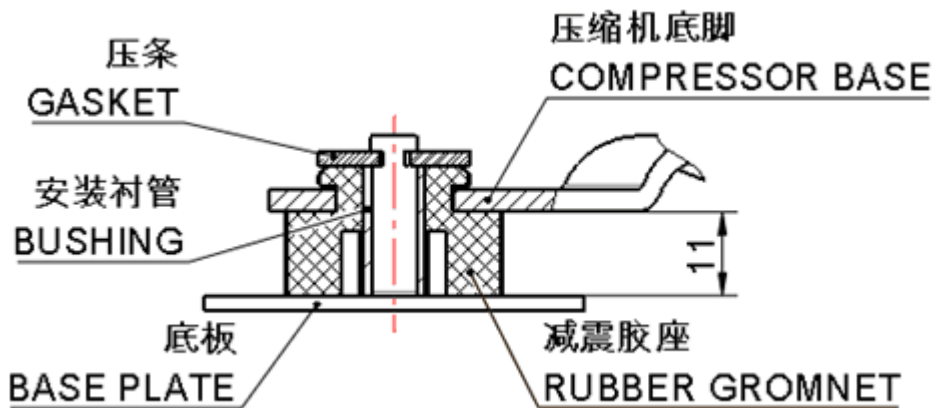
机型 (MODEL): QDZH30G

12/24V (DC)

### 9、安装图 (MOUNTING DIAGRAM FOR COMPRESSOR)



安装方式 (MOUNTING TYPE) :(1)



安装方式 (MOUNTING TYPE) :(2)

# 压缩机装运条件

## TRANSPORTATION FOR COMPRESSOR

机型 (MODEL): QDZH30G

12/24V (DC)

### 10、包装、贮存和运输 (TRANSPORTATION FOR COMPRESSOR)

包装类型(Packing type)	一次性 (不返用) (Disposable)
运输(Transport)	火车或汽车(Train, bus, vessel)
堆码层数(Stacking layers)	最多两层(not more than two layers)
型号(Model)	QDZH30G
搬运(Moving)	保持压缩机正常和垂直状态(Keep the compressor normal and vertical status)