






APPROVALS




 **ENGINEERING CODE**
701NA95


 **APPROVED REFRIGERANT**
R-600a


 **POWER SUPPLY**
220-240 V 50 Hz

 **STANDARD CONDITIONS**
ASHRAE

 **APPLICATION**
LBP

 **COOLING CAPACITY**
119 W (LBP)

 **EFFICIENCY**
1.76 W/W (LBP)

 **MOTOR TYPE**
RSCR

 **STARTING TORQUE**
LST

DATA

General Data

Type	Hermetic reciprocating
Technology Type	On-Off
Displacement	7.23 cm ³
Compressor Cooling	Static/NotControlled/220
Expansion Device	Capillary Tube
Horse Power	1/8 hp
Max Condensing Pressure Operating	8.69 bar
Max Condensing Pressure Peak	10.88 bar
Power Supply	220-240 V 50 Hz
Evaporating Temperature Range	-35 °C to -10 °C

Electrical Data

Motor type	RSCR
Starting Torque	LST
Start Winding Resistance	18.8 Ω at 25° C
Run Winding Resistance	41 Ω at 25° C

Mechanical Data

Maximum Recommended Refrigerant Charge	150 g
Oil Charge	150 ml
Oil Type Configuration	ALQUILB
Oil Type Viscosity	ISO5
Pressurization	Light vacuum
Weight	7.7 Kg
Free Internal Volume	1.5 L

Electrical Components

	Description
Run Capacitor	4
Motor Protection	AE37FN
Starting Device	PTC MI2021X V230

External Characteristics

Base Plate	European	
Tray Holder	Yes	
Height	171 mm	
Connector	Internal Diameter	Shape
Suction	6.1 mm	Slanted 42° up + 45° to Back/Copper
Discharge	5.1 mm	Slanted 0° up + 45° to Back/Copper
Process	6 mm	Slanted 43° up + 45° to Back/Copper(OD)

PERFORMANCE

Rated Points

Condensing Temperature	Evaporating Temperature	Cooling Capacity	Power Consumption	Gas Flow Rate	Efficiency
54.40°C	-23.30°C	119 W	67 W	1.28 kg/h	1.76 W/W

Test Condition: ASHRAELBP32, Static/NotControlled/220, Return Gas 32.2°C, Evaporation -23.30°C, Condensing 54.40°C, Ambient 32.2°C, Liquid 32.2°C, Subcooling 22.2K. Data are an indication of performance based simulation.

Performance Curve Data

Condensing Temperature 35°C

Evaporating Temperature °C	Cooling Capacity W	Power W	Gas Flow Rate kg/h	Efficiency W/W
-35	71	47	0.76	1.51
-30	96	53	1.03	1.82
-25	127	59	1.36	2.13
-20	164	67	1.76	2.46
-15	208	74	2.24	2.79
-10	259	82	2.79	3.15

Test Condition: ASHRAELBP32, Static/NotControlled/220, Return Gas 32.2°C, Ambient 32.2°C, Liquid 32.2°C. Data are an indication of performance based simulation.

Condensing Temperature 45°C

Evaporating Temperature °C	Cooling Capacity W	Power W	Gas Flow Rate kg/h	Efficiency W/W
-35	64	45	0.69	1.41
-30	88	53	0.94	1.65
-25	117	62	1.26	1.9
-20	154	71	1.65	2.15
-15	196	81	2.12	2.41
-10	246	92	2.66	2.69

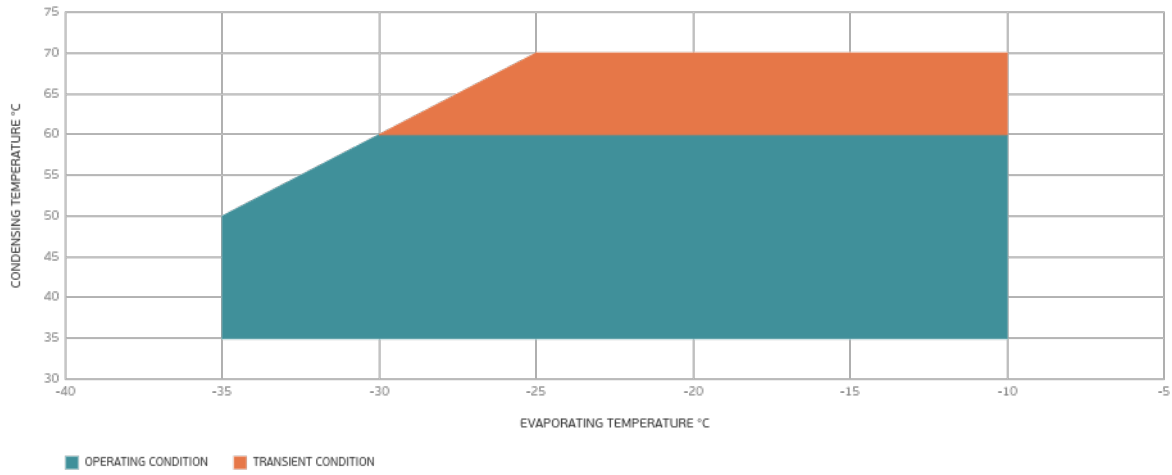
Test Condition: ASHRAELBP32, Static/NotControlled/220, Return Gas 32.2°C, Ambient 32.2°C, Liquid 32.2°C. Data are an indication of performance based simulation.

Condensing Temperature 55°C

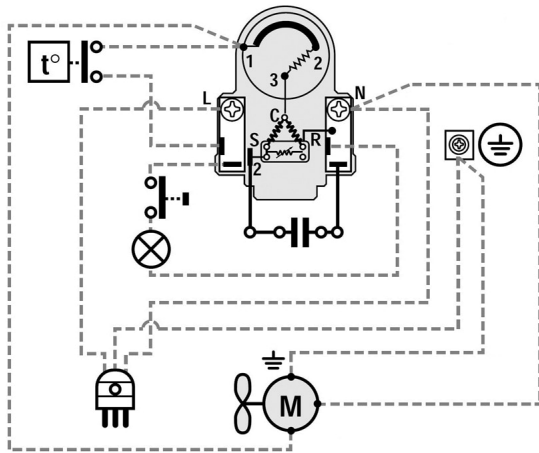
Evaporating Temperature °C	Cooling Capacity W	Power W	Gas Flow Rate kg/h	Efficiency W/W
-35	57	45	0.61	1.27
-30	79	54	0.85	1.47
-25	107	64	1.15	1.67
-20	142	75	1.52	1.89
-15	183	87	1.98	2.11
-10	232	99	2.51	2.34

Test Condition: ASHRAELBP32, Static/NotControlled/220, Return Gas 32.2°C, Ambient 32.2°C, Liquid 32.2°C. Data are an indication of performance based simulation.

Operating Envelope



Wiring Diagram



Assembly Instructions

