



APPROVALS




 **ENGINEERING CODE**
9590A51


 **APPROVED REFRIGERANT**
R-404A

 **POWER SUPPLY**
220-240 V 50 Hz

 **STANDARD CONDITIONS**
ASHRAE

 **APPLICATION**
LBP

 **COOLING CAPACITY**
900 W (LBP)

 **EFFICIENCY**
1.39 W/W (LBP)

 **MOTOR TYPE**
CSCR

 **STARTING TORQUE**
HST

DATA

General Data

Type	Hermetic reciprocating
Technology Type	On-Off
Displacement	16.8 cm ³
Compressor Cooling	Fan/NotControlled/220
Fan Air Flow	520 m ³ /h
Expansion Device	Capillary Tube or Expansion Valve
Horse Power	1 hp
Max Condensing Pressure Operating	24.71 bar
Max Condensing Pressure Peak	27.71 bar
Power Supply	220-240 V 50 Hz
Evaporating Temperature Range	-40 °C to -10 °C

Electrical Data

Motor type	CSCR
Starting Torque	HST
Start Winding Resistance	11.03 Ω at 25° C
Run Winding Resistance	5.15 Ω at 25° C

Mechanical Data

Maximum Recommended Refrigerant Charge	350 g
Oil Charge	350 ml
Oil Type Configuration	ESTER
Oil Type Viscosity	ISO22
Pressurization	Dry air charge
Weight	11.6 Kg
Free Internal Volume	2.1 L

Electrical Components

	Description
Run Capacitor	15
Start Capacitor	88-108 Uf / 330 V
CSR / CSIR Box	YES
Starting Device	RVA6M3C-114
Motor Protection	MSP18LJ-3261

External Characteristics

Base Plate	European	
Tray Holder	No	
Height	206 mm	
Connector	Internal Diameter	Shape
Suction	8.1 mm	Slanted 42°/Copper
Discharge	6.1 mm	Straight/Copper
Process	6.1 mm	Slanted 42°/Copper

PERFORMANCE

Rated Points

Condensing Temperature	Evaporating Temperature	Cooling Capacity	Power Consumption	Current	Gas Flow Rate	Efficiency
54.40°C	-23.30°C	900 W	646 W	3.01 A	20.83 kg/h	1.39 W/W

Test Condition: ASHRAELBP32, Fan/NotControlled/220, Return Gas 32.2°C, Evaporation -23.30°C, Condensing 54.40°C, Ambient 32.2°C, Liquid 32.2°C, Subcooling 22.2K. Data in accordance to EN

12900:2013 and AHRI 540:2015 polynomial equation and uncertainty guidance.

Performance Curve Data

Condensing Temperature 35°C

Evaporating Temperature °C	Cooling Capacity W	Power W	Current A	Gas Flow Rate kg/h	Efficiency W/W
-40	427	383	1.81	9.80	1.11
-35	563	435	2.05	12.95	1.29
-30	731	492	2.31	16.88	1.49
-25	933	553	2.59	21.63	1.69
-20	1168	620	2.9	27.23	1.89
-15	1437	691	3.24	33.70	2.08
-10	1740	767	3.6	41.07	2.27

Test Condition: ASHRAELBP32, Fan/NotControlled/220, Return Gas 32.2°C, Ambient 32.2°C, Liquid 32.2°C. Data in accordance to EN 12900:2013 and AHRI 540:2015 polynomial equation and uncertainty guidance.

Condensing Temperature 45°C

Evaporating Temperature °C	Cooling Capacity W	Power W	Current A	Gas Flow Rate kg/h	Efficiency W/W
-35	530	448	2.12	12.16	1.18
-30	692	514	2.42	15.94	1.35
-25	887	588	2.74	20.53	1.51
-20	1115	668	3.1	25.94	1.67
-15	1376	756	3.49	32.20	1.82
-10	1671	852	3.92	39.35	1.96

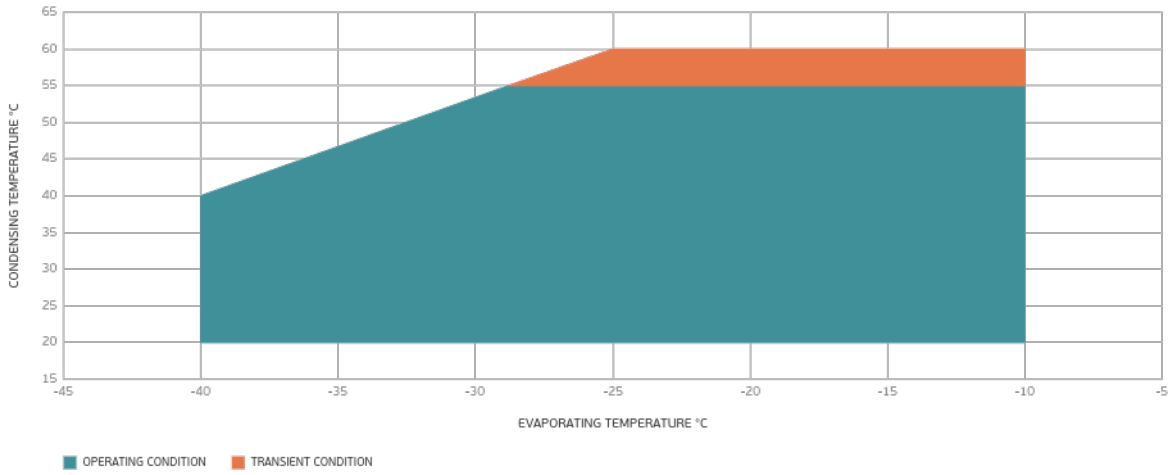
Test Condition: ASHRAELBP32, Fan/NotControlled/220, Return Gas 32.2°C, Ambient 32.2°C, Liquid 32.2°C. Data in accordance to EN 12900:2013 and AHRI 540:2015 polynomial equation and uncertainty guidance.

Condensing Temperature 55°C

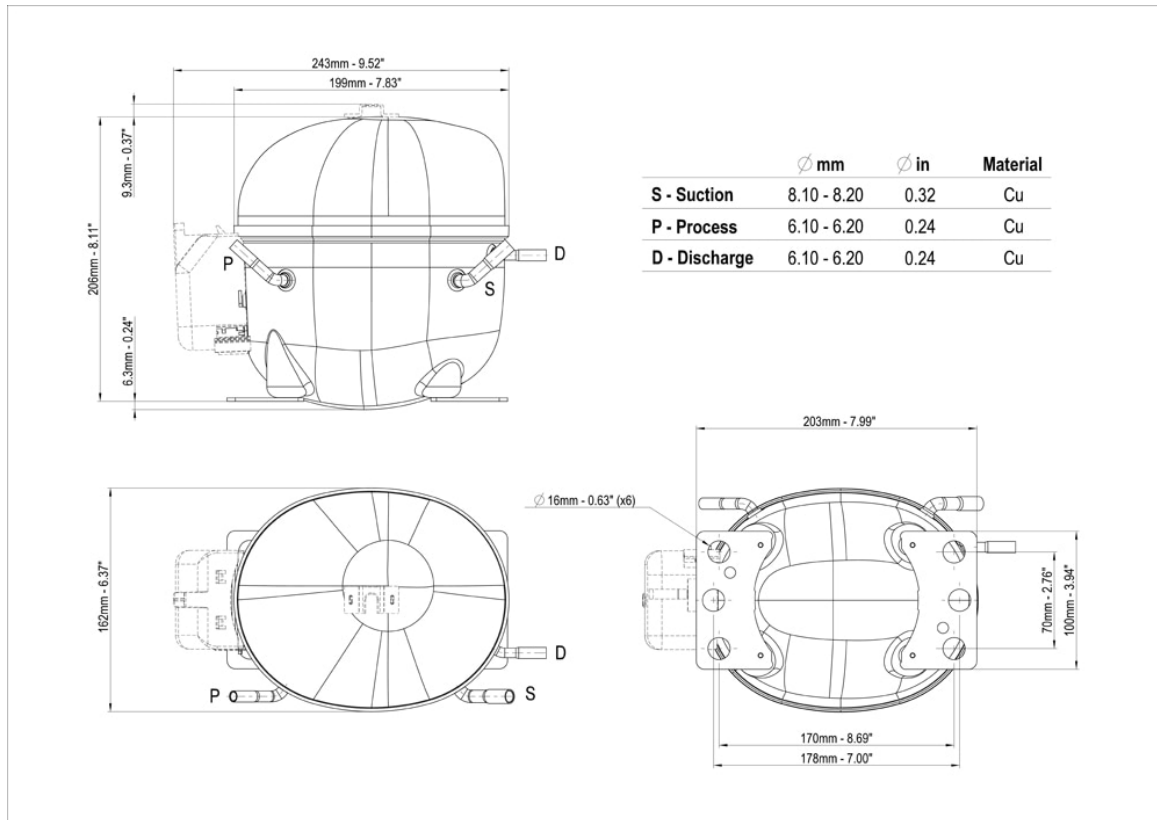
Evaporating Temperature °C	Cooling Capacity W	Power W	Current A	Gas Flow Rate kg/h	Efficiency W/W
-30	641	533	2.51	14.73	1.2
-25	828	616	2.88	19.12	1.34
-20	1048	709	3.3	24.33	1.48
-15	1300	811	3.76	30.36	1.6
-10	1585	922	4.27	37.27	1.72

Test Condition: ASHRAELBP32, Fan/NotControlled/220, Return Gas 32.2°C, Ambient 32.2°C, Liquid 32.2°C. Data in accordance to EN 12900:2013 and AHRI 540:2015 polynomial equation and uncertainty guidance.

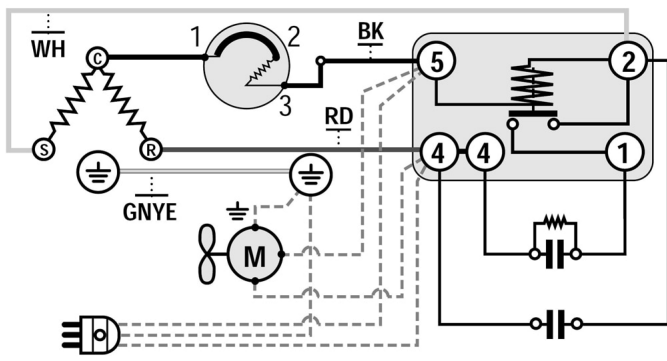
Operating Envelope



External Dimensions



Wiring Diagram



Assembly Instructions

