


**APPROVALS**




 **ENGINEERING CODE**  
943EA11


 **APPROVED REFRIGERANT**  
R-404A

 **POWER SUPPLY**  
220-240 V 50 Hz

 **STANDARD CONDITIONS**  
ASHRAE

 **APPLICATION**  
LBP

 **COOLING CAPACITY**  
1526 W (LBP)

 **EFFICIENCY**  
1.32 W/W (LBP)

 **MOTOR TYPE**  
CSCR

 **STARTING TORQUE**  
HST

**DATA**

**General Data**

Type	Hermetic reciprocating
Technology Type	On-Off
Displacement	34.38 cm <sup>3</sup>
Compressor Cooling	Fan/NotControlled/220
Fan Air Flow	800 m <sup>3</sup> /h
Expansion Device	Capillary Tube or Expansion Valve
Horse Power	1 1/2 hp
Max Condensing Pressure Operating	24.71 bar
Max Condensing Pressure Peak	27.71 bar
Power Supply	220-240 V 50 Hz
Evaporating Temperature Range	-40 °C to -10 °C

**Electrical Data**

Motor type	CSCR
Starting Torque	HST
Start Winding Resistance	4.84 Ω at 25° C
Run Winding Resistance	1.7 Ω at 25° C

## Mechanical Data

Maximum Recommended Refrigerant Charge	800 g
Oil Charge	750 ml
Oil Type Configuration	ESTER
Oil Type Viscosity	ISO22
Pressurization	Dry air charge
Weight	21.5 Kg
Free Internal Volume	3.9 L

## Electrical Components

	Description
Run Capacitor	20
Start Capacitor	88-108 Uf / 330 V
CSR / CSIR Box	YES
Motor Protection	15HM1963-248
Starting Device	RVA3AN3C-647

## External Characteristics

Base Plate	Large	
Tray Holder	No	
Height	276 mm	
Connector	Internal Diameter	Shape
Suction	12.77 mm	Vertical/Copper
Discharge	8 mm	Slanted J/Copper
Process	6.42 mm	Vertical/Copper

## PERFORMANCE

## Rated Points

Condensing Temperature	Evaporating Temperature	Cooling Capacity	Power Consumption	Current	Gas Flow Rate	Efficiency
54.40°C	-23.30°C	1526 W	1157 W	5.81 A	35.31 kg/h	1.32 W/W

Test Condition: ASHRAELBP32, Fan/NotControlled/220, Return Gas 32.2°C, Evaporation -23.30°C, Condensing 54.40°C, Ambient 32.2°C, Liquid 32.2°C, Subcooling 22.2K. Data in accordance to EN

12900:2013 and AHRI 540:2015 polynomial equation and uncertainty guidance.

## Performance Curve Data

### Condensing Temperature 35°C

Evaporating Temperature °C	Cooling Capacity W	Power W	Current A	Gas Flow Rate kg/h	Efficiency W/W
-40	684	653	3.66	15.68	1.05
-35	954	775	4.13	21.94	1.23
-30	1297	902	4.66	29.95	1.44
-25	1708	1037	5.27	39.60	1.65
-20	2179	1180	5.92	50.78	1.85
-15	2703	1331	6.63	63.37	2.03
-10	3272	1493	7.37	77.25	2.19

Test Condition: ASHRAELBP32, Fan/NotControlled/220, Return Gas 32.2°C, Ambient 32.2°C, Liquid 32.2°C. Data in accordance to EN 12900:2013 and AHRI 540:2015 polynomial equation and uncertainty guidance.

### Condensing Temperature 45°C

Evaporating Temperature °C	Cooling Capacity W	Power W	Current A	Gas Flow Rate kg/h	Efficiency W/W
-35	849	759	4.09	19.49	1.12
-30	1175	913	4.72	27.07	1.29
-25	1566	1072	5.4	36.23	1.46
-20	2014	1240	6.14	46.84	1.62
-15	2513	1416	6.92	58.80	1.77
-10	3056	1602	7.75	72.00	1.91

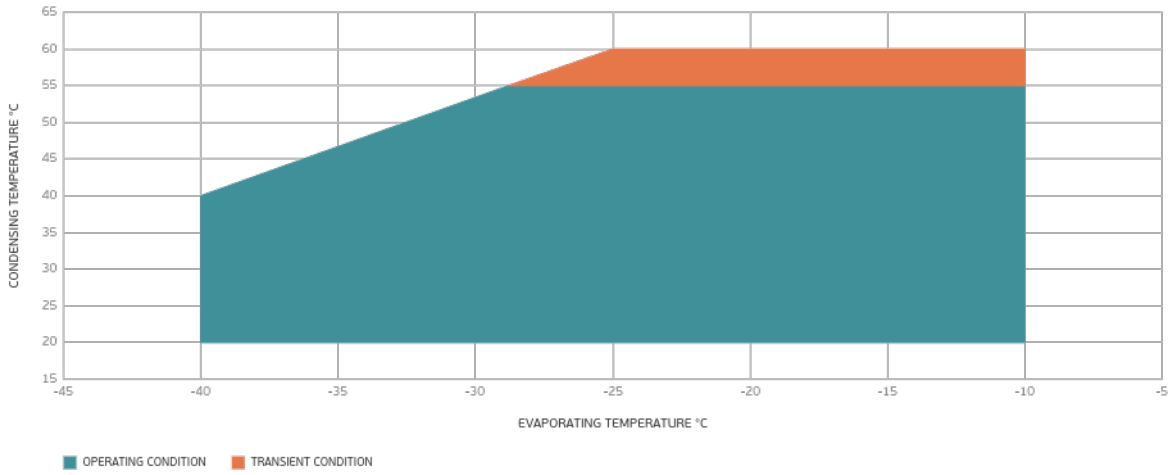
Test Condition: ASHRAELBP32, Fan/NotControlled/220, Return Gas 32.2°C, Ambient 32.2°C, Liquid 32.2°C. Data in accordance to EN 12900:2013 and AHRI 540:2015 polynomial equation and uncertainty guidance.

### Condensing Temperature 55°C

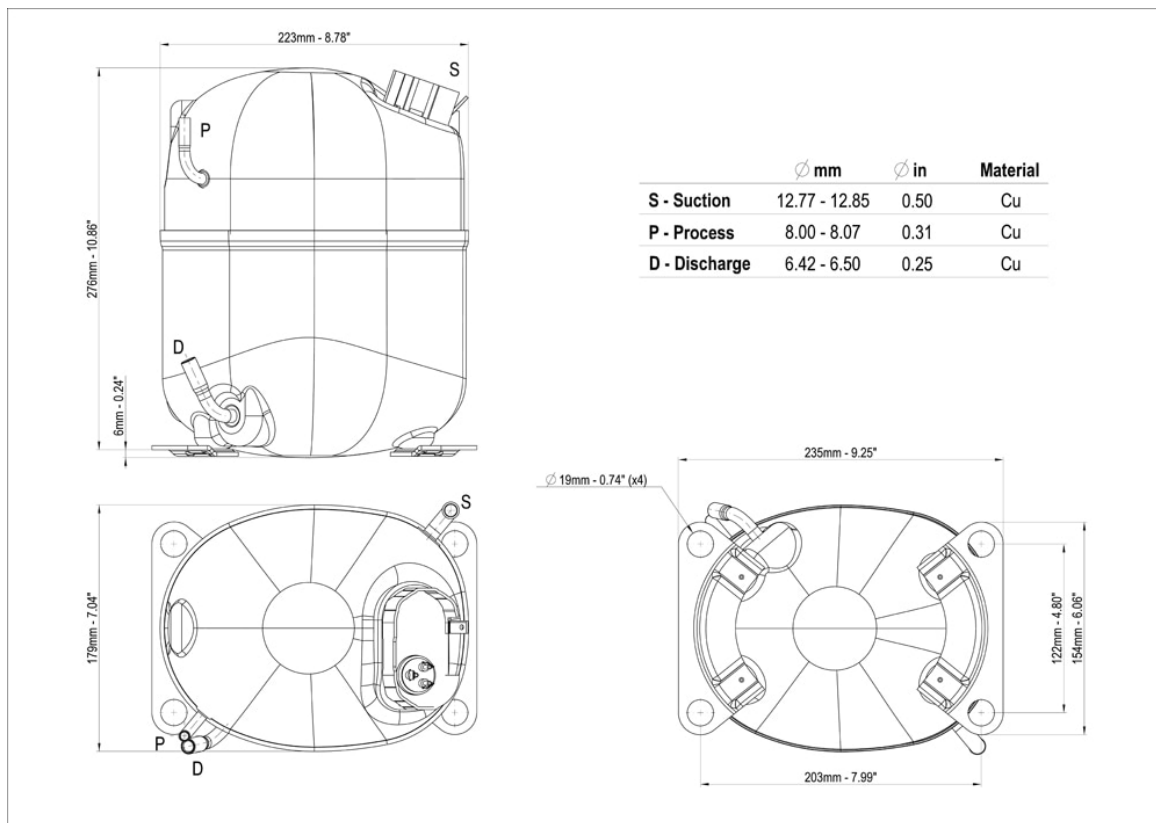
Evaporating Temperature °C	Cooling Capacity W	Power W	Current A	Gas Flow Rate kg/h	Efficiency W/W
-30	1013	924	4.8	23.29	1.1
-25	1381	1097	5.55	31.89	1.26
-20	1805	1278	6.35	41.89	1.41
-15	2277	1467	7.2	53.18	1.55
-10	2791	1665	8.08	65.62	1.68

Test Condition: ASHRAELBP32, Fan/NotControlled/220, Return Gas 32.2°C, Ambient 32.2°C, Liquid 32.2°C. Data in accordance to EN 12900:2013 and AHRI 540:2015 polynomial equation and uncertainty guidance.

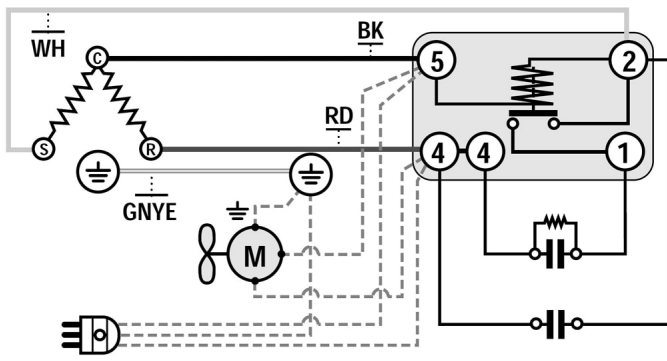
## Operating Envelope



## External Dimensions



## Wiring Diagram



## Assembly Instructions

